





Welcome to
The
Whartons
Primary
School



Welcome!

- ▶ **Welcome to The Whartons Community**
- ▶ **We want to work together in partnership with you.**
- ▶ **We operate an open door policy and are always pleased to see any parent requiring information or advice.**



Getting to know you!

We are really looking forward to meeting you and getting to know you all.

Your children have been invited for 2 visits to school in the next few weeks. 1 stay and play session and a lunchtime visit.

We offer a Home-visit at the beginning of September.
Please sign up for a visit before you leave today, or contact the office.

We hope the information we give you this evening will answer any concerns you have. If not, please come and see us afterwards.

We will have an information evening at school in October to give you more details about the curriculum when the children have settled into school.

Home visits and Start Dates

- ▶ **Home visits** - We offer a visit to all the children in their own home.
- ▶ Each child has been given their own **start date and time** so they can receive a more **personal welcome** from a member of Reception staff.
- ▶ In their **first few days** of school, the children come for the **morning** and stay for **lunch**.
- ▶ Parents pick them up at **1.15pm**.
- ▶ Reception staff will stay with the children throughout lunchtime.
- ▶ From **Monday 16th September** the children will do full days.

Areas of Learning...

3 prime areas

- ▶ Communication and language
- ▶ Physical development
- ▶ Personal, social and emotional development.

These prime areas are those most essential for your child's healthy development and future learning.

As children grow, the prime areas will help them to develop skills in

4 specific areas

- ▶ Literacy;
- ▶ Mathematics;
- ▶ Understanding the world; and
- ▶ Expressive arts and design



A 'typical' day in Reception

“The EYFS is about how children learn, as well as what they learn. Children need opportunities to develop their own play and independent exploration.”
Development Matters 2021”

- ▶ Welcome the children / self-registration / Morning activities
- ▶ Maths
- ▶ Phonics
- ▶ Lunch
- ▶ Topic / Nature garden / RE / PSHE / Golden Time

*In between this, the children have free play with indoor and outdoor resources.

**PE once a week- no PE kit needed in Reception, just trainers or sporty shoes.

Uniform

White polo shirt

A choice between:

- Grey skirt or pinafore
- Grey, black or navy-blue jogging bottoms
- Grey trousers/shorts


Navy blue cardigan/jumper or school sweatshirt

Grey or white socks

Black shoes

Grey shorts in summer

Summer dress in blue check



PE: No need for a PE kit until Year 1

If children could wear jogging bottoms and trainers on PE day that would be great.

Outdoor learning:

The children need some named **Wellies** to keep at school please.

They can bring named waterproof trousers to keep on their pegs if you like.



Uniform

- Please choose sensible shoes and fastenings that will build your child's independence. For example, shoes that fasten with velcro rather than laces.
- Your child will also need a book bag to keep reading books and library books in. You can buy one of these from school.
- Please bring book bags to school every day. The children keep them in their own tray.
- Please send in a spare change of clothes (named) that can be kept on your child's peg.



Please ensure that names are in EVERYTHING!

- Please send coats and water bottles every day.
- No jewellery or toys please.



Medical Matters

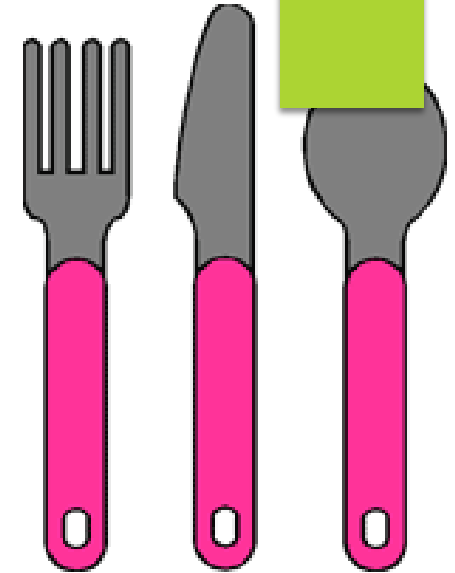
- ▶ Emergency contacts
- ▶ Any sickness, diarrhoea, must be followed by 48 hrs absence.
- ▶ Head lice are common! Please check regularly and treat as recommended.
- ▶ Any absence requires a note or telephone call explaining why.
- ▶ Any medicines can only be administered if prescribed and by filling in a medicine form.



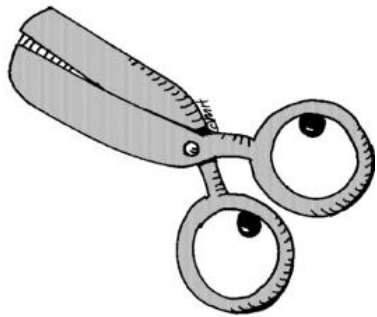


Here are a few things that can help your child prepare for school...

- ▶ Practise taking off and hanging up their coat.
- ▶ Practise taking themselves to the toilet, flushing properly and washing their hands.
- ▶ Practise using a knife and fork when sitting at the table.



Helping at home...



- ▶ Share books together and enjoy looking at pictures and books and talking about them.
- ▶ Help your child recognise their first name.
- ▶ Encourage them to count while they play.
- ▶ If they are writing, gently remind them to start the letters in the right place.

Before we
finish...



If, for some reason, someone different is picking your child up, please let us know. If anyone else will be picking up we need to know who from you.



Please sign any forms you have received and return them to school ASAP

For More
information...

- ▶ BEFORE SCHOOL CLUB “BRIGHT SPARKS”
- ▶ AFTER SCHOOL CLUB
- ▶ PTA
- ▶ HAVE A SCHOOL LUNCH TASTER

Most
importantly...

**Please don't
worry!**

Come and talk to us if
you have any
concerns.

